

MORI Series - Surface Mounted Light



Light distribution

3000K CRI 90

XD2407			36°
h (m)	E0° (lx)	Φ (m)	
1	967.5	0.68	
2	241.9	1.37	
3	107.5	2.05	
4	60.4	2.73	
5	38.7	3.42	



Light distribution

3000K CRI 90

XD2408			36°
h (m)	E0° (lx)	Φ (m)	
1	967.5	0.68	
2	241.9	1.37	
3	107.5	2.05	
4	60.4	2.73	
5	38.7	3.42	

Control Type on request




Luminaire specifications

Model	Power	Lumen	CCT	BA.	Light Source	Driver	IP	CRI
XD2407	5W	375	3000K	36°	SMD	KEGU	20	90
XD2408	5W	375	3000K	36°	SMD	KEGU	20	90


Frame finishing colour



Colour temperature range



Colour Rendering Index

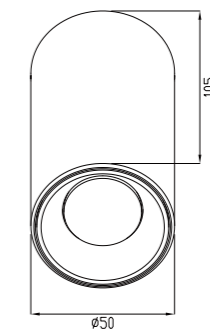



Front Reflector color

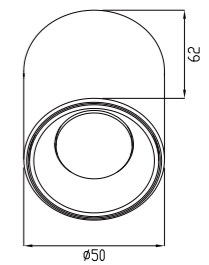


Beam angle

XD2407 / XD2408



XD2407



XD2408

Remark: ● Technical information may change, please refer to the datasheet.